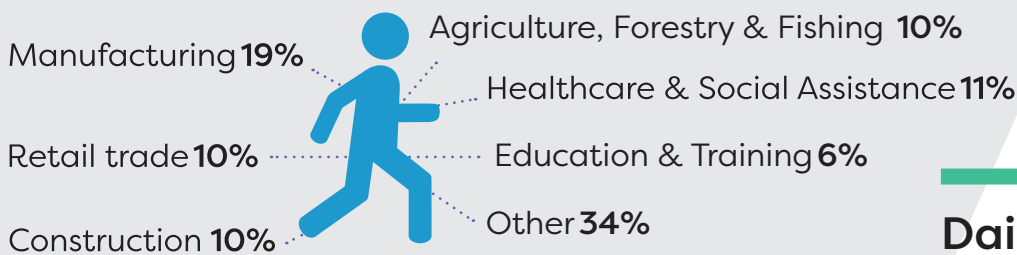



# Timaru District by numbers

**Total jobs filled 25,500**



Year ended 2018

## Housing



Year to 30.06.19

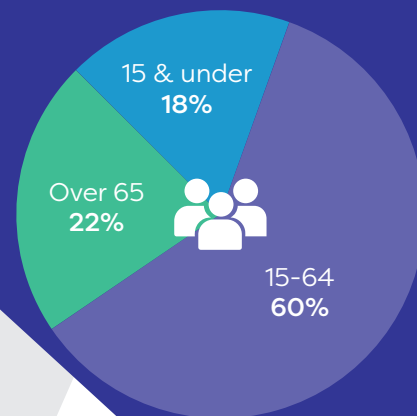
## Election Turnout

Timaru District	
Local	50%
General	80%
New Zealand	
Local	42%
General	80%

**YOU NEED TO VOTE**

**Population 47,300**

Age of population



## Dairy Incomes



## GDP Growth

Timaru District	1.8%
New Zealand	2.5%

Year to 30.06.19

## Total Business units

Timaru District	5,500
New Zealand	570,000

Year to 30.06.18

## Unemployment Rate

Timaru District	2.1%
New Zealand	4.1%

Year to 30.06.19

## Household Income (med)

Timaru District	\$84,000
New Zealand	\$91,000

Year to 31.07.19

Sourced from interest.co.nz

